

Traffic snapshot

- The total MAHB system of airports (including Istanbul SGIA) registered a 1.3% growth of passengers for May 2019 with 10.6million passenger movements.
- International passengers registered a 3.2% growth with 5.0million passengers in May 2019, while domestic passengers decreased by 0.3% with 5.6million passengers.
- May 2019 Malaysia passenger movements performance is uniquely positive despite the almost full Ramadhan fasting month which began on 6th May 2019. This indicates continuing latent demand for both domestic and international air travel.
- YTD May 2019 Malaysia passenger movements recorded 4.1% growth over YTD May 2018.
- On a twelve-month basis, 135.1million passengers recorded a growth of 3.8% for the total MAHB network.

Passenger Traffic Snapshot ('000), May 2019

Total	2019	2018	% YOY	2019	2018	%YOY	2019	2018	%YOY
	May			Year- to-date			'LTM		
KLIA	4,704	4,652	1.1%	25,109	24,726	1.5%	60,371	59,352	1.7%
<i>International</i>	3,400	3,355	1.3%	18,193	18,095	0.5%	43,705	43,389	0.7%
<i>ASEAN</i>	1,655	1,630	1.5%	8,709	8,520	2.2%	20,899	20,462	2.1%
<i>Non-ASEAN</i>	1,745	1,725	1.2%	9,484	9,574	-0.9%	22,806	22,927	-0.5%
<i>Domestic</i>	1,304	1,297	0.5%	6,916	6,632	4.3%	16,666	15,963	4.4%
MASB Airports	3,152	3,032	3.9%	16,935	15,647	8.2%	40,402	37,969	6.4%
<i>International</i>	610	615	-0.8%	3,365	3,238	3.9%	8,228	7,542	9.1%
<i>ASEAN</i>	367	369	-0.6%	1,960	1,875	4.5%	4,893	4,471	9.4%
<i>Non-ASEAN</i>	243	246	-1.2%	1,405	1,363	3.1%	3,335	3,071	8.6%
<i>Domestic</i>	2,542	2,418	5.1%	13,590	12,408	9.4%	32,173	30,427	5.7%
Total MAHB	7,855	7,685	2.2%	42,044	40,373	4.1%	100,772	97,321	3.5%
Istanbul SGIA²	2,698	2,733	-1.3%	13,695	13,399	2.2%	34,356	32,873	4.5%
Total MAHB System	10,553	10,418	1.3%	55,739	53,772	3.7%	135,128	130,193	3.8%

International	2019	2018	% YOY	2019	2018	%YOY	2019	2018	%YOY
	May			Year- to-date			LTM		
KLIA	3,400	3,355	1.3%	18,193	18,095	0.5%	43,705	43,389	0.7%
ASEAN	1,655	1,630	1.5%	8,709	8,520	2.2%	20,899	20,462	2.1%
Non-ASEAN	1,745	1,725	1.2%	9,484	9,574	-0.9%	22,806	22,927	-0.5%
MASB Airports	610	615	-0.8%	3,365	3,238	3.9%	8,228	7,542	9.1%
ASEAN	367	369	-0.6%	1,960	1,875	4.5%	4,893	4,471	9.4%
Non-ASEAN	243	246	-1.2%	1,405	1,363	3.1%	3,335	3,071	8.6%
Total KLIA & MASB	4,009	3,970	1.0%	21,558	21,333	1.1%	51,933	50,931	2.0%
ASEAN	2,022	1,999	1.1%	10,669	10,396	2.6%	25,792	24,933	3.4%
Non-ASEAN	1,988	1,971	0.9%	10,889	10,937	-0.4%	26,142	25,998	0.6%
Istanbul SGIA	993	879	13.0%	5,153	4,343	18.6%	12,482	10,826	15.3%
Total MAHB System	5,022	4,849	3.2%	26,711	25,676	4.0%	64,415	61,757	4.3%

Domestic	2019	2018	% YOY	2019	2018	%YOY	2019	2018	%YOY
	May			Year- to-date			LTM		
KLIA	1,304	1,297	0.5%	6,916	6,632	4.3%	16,666	15,963	4.4%
MASB Airports	2,542	2,418	5.1%	13,570	12,408	9.4%	32,173	30,427	5.7%
Total	3,846	3,715	3.5%	20,485	19,040	7.6%	48,839	46,390	5.3%
Istanbul SGIA	1,705	1,854	-8.0%	8,542	9,055	-5.7%	21,874	22,047	-0.8%
Total MAHB System	5,551	5,569	-0.3%	29,027	28,095	3.3%	70,713	68,436	3.3%

*May is preliminary, where main variations if any lie largely from the non-scheduled or charter flights at domestic airports

**MASB Airports refers to the 38 Malaysian airports other than KLIA/KUL operated by Malaysia Airports Sdn Bhd.

¹LTM refers to the last twelve months, up to and including the month in question

²Istanbul SGIA is Istanbul Sabiha Gokcen International Airport with the SAW three-letter International Air Transport Association (IATA) code

KLIA Main & klia2 Passenger Traffic Snapshot ('000), May 2019

Airport	2019	2018	% YOY	2019	2018	%YOY	2019	2018	%YOY
	May			Year- to-date			LTM		
KLIA Main Total	2,125	2,126	-0.1%	11,537	11,404	1.2%	28,255	27,942	1.1%
International	1,718	1,693	1.5%	9,325	9,269	0.6%	22,926	22,486	2.0%
ASEAN	673	702	-4.1%	3,569	3,599	-0.8%	8,851	8,695	1.8%
Non-ASEAN	1,044	991	5.4%	5,756	5,670	1.5%	14,075	13,791	2.1%
Domestic	407	433	-6.1%	2,212	2,134	3.7%	5,329	5,455	-2.3%
klia2 Total	2,579	2,526	2.1%	13,572	13,323	1.9%	32,116	31,410	2.2%
International	1,682	1,662	1.2%	8,868	8,825	0.5%	20,779	20,903	-0.6%
ASEAN	981	928	5.7%	5,140	4,921	4.4%	12,048	11,767	2.4%
Non-ASEAN	701	734	-4.6%	3,728	3,904	-4.5%	8,732	9,136	-4.4%
Domestic	897	864	3.8%	4,703	4,497	4.6%	11,336	10,507	7.9%

Aircraft Traffic Snapshot, May 2019

Total	2019	2018	% YOY	2019	2018	%YOY	2019	2018	%YOY
	May			Year- to-date			LTM		
KLIA	32,865	32,450	1.3%	165,435	163,944	0.9%	400,243	393,602	1.7%
MASB Airports	37,975	37,949	0.1%	192,541	190,020	1.3%	467,723	458,226	2.1%
Total	70,840	70,399	0.6%	357,976	353,964	1.1%	867,966	851,828	1.9%
Istanbul SGIA	18,358	18,442	-0.5%	89,932	88,339	1.8%	226,339	216,855	4.4%
Total MAHB System	89,198	88,841	0.4%	447,908	442,303	1.3%	1,094,305	1,068,683	2.4%

International	2019	2018	% YOY	2019	2018	%YOY	2019	2018	%YOY
	May			Year- to-date			LTM		
KLIA	22,559	22,446	0.5%	112,985	113,956	-0.9%	273,986	275,154	-0.4%
MASB Airports	6,147	5,919	3.9%	29,591	29,978	-1.3%	73,601	68,858	6.9%
Total	28,706	28,365	1.2%	142,576	143,934	-0.9%	347,587	344,012	1.0%
Istanbul SGIA	7,460	6,615	12.8%	36,888	31,487	17.2%	88,604	78,146	13.4%
Total MAHB System	36,166	34,980	3.4%	179,464	175,421	2.3%	436,191	422,158	3.3%

Domestic	2019	2018	% YOY	2019	2018	%YOY	2019	2018	%YOY
	May			Year- to-date			LTM		
KLIA	10,306	10,004	3.0%	52,450	49,988	4.9%	126,257	118,448	6.6%
MASB Airports	31,828	32,030	-0.6%	162,950	160,042	1.8%	394,122	389,368	1.2%
Total	42,134	42,034	0.2%	215,400	210,030	2.6%	520,379	507,816	2.5%
Istanbul SGIA	10,898	11,827	-7.9%	53,044	56,852	-6.7%	137,735	138,709	-0.7%
Total MAHB System	52,032	53,861	-1.5%	268,444	266,882	0.6%	658,114	646,525	1.8%

Traffic performance for Malaysia Airports Holdings Berhad's (MAHB) network of airports

MAHB's network of airports (including Istanbul SGIA) recorded 10.6million passengers in May 2019, an increase of 1.3% growth over May 2018. International passenger movements recorded 5.0million passengers with a year-on-year increase of 3.2% while domestic passenger movements declined by 0.3% compared to the same period a year ago, recording 5.6million passengers. On a last-twelve-month basis, the total MAHB network of airports registered 3.8% growth with 135.1million passengers over a 12-month period. Overall aircraft movements increased by 0.4% with international movements registering an increase of 3.4% while the domestic movements decreased by 1.5% over May 2018.

On the local front, airports in Malaysia registered 7.9million passenger movements in May 2019, an increase of 2.2% year-on-year growth over May 2018. International sector recorded 4.0million passenger movements with an increase of 1.0% while the domestic sector increased by 3.5% with

3.8million passengers. International passenger movements for ASEAN destinations grew by 1.1% to 2.0million passengers whereas non-ASEAN passenger movements increased by 0.9% with 2.0million passengers. Overall aircraft movements increased by 0.6%. International and domestic aircraft movements grew by 1.2% and 0.2% respectively over May 2018.

KLIA passenger movements increased by 1.1% over May 2018 with 4.7million passengers. A total of 1.7million passengers were recorded for the ASEAN sector, an increase of 1.5% while 1.7million passengers were recorded for the non-ASEAN sector with a 1.2% increase. Domestic sector increased by 0.5% with 1.3million passengers. The last-twelve-month passenger movements for KLIA Main Terminal recorded 28.3million passengers, an increase of 1.1% while klia2 increased by 2.2% with 32.1million passengers over the same previous corresponding period. Overall aircraft movements at KLIA increased by 1.3% over the same month last year. International aircraft movements at KLIA registered an increase of 0.5% while domestic aircraft movements registered a growth of 3.0%.

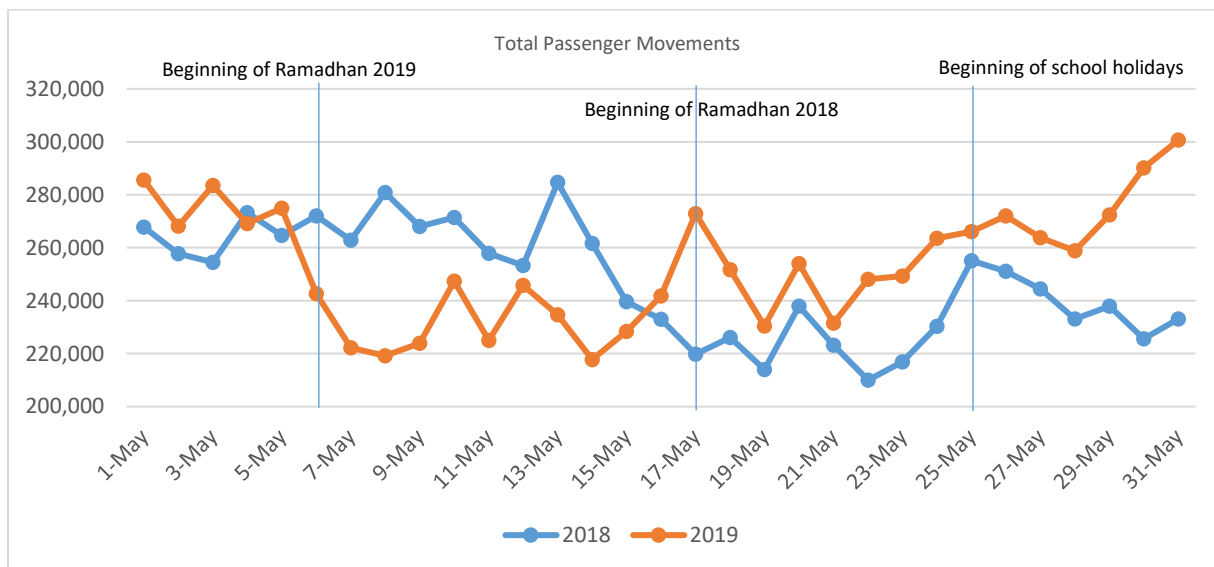
Passenger movements at MASB Airports increased by 3.9% over May 2018 with 3.2million passengers in May 2019. International passenger movements decreased by 0.8% with 0.6million passengers. ASEAN passenger movements decreased by 0.6% to 0.4million passengers while non-ASEAN passenger movements decreased by 1.2% with 0.2million passengers. Domestic passenger movements increased by 5.1% to 2.5million passengers in May 2019. Aircraft movements in May 2019 increased by 0.1% over May 2018. International aircraft movements registered a growth of 3.9%, while domestic aircraft movements declined by 0.6% over May 2018.

Istanbul SGIA passenger movements declined by 1.3% in May 2019 over the same period last year to 2.7million passengers. International passenger movements increased by 13.0% to 1.0million passengers while the domestic sector declined by 8.0% to 1.7million passengers. Total aircraft movements decreased by 0.5%. International aircraft movements recorded 12.8% while domestic aircraft movements declined by 7.9% over the same month last year.

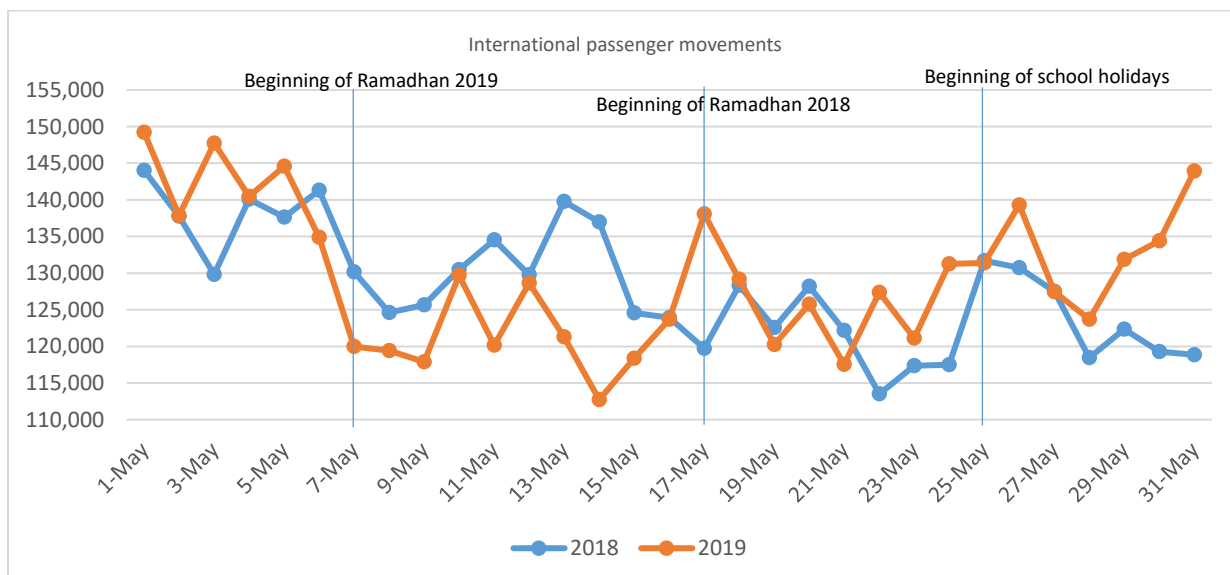
Overview of traffic

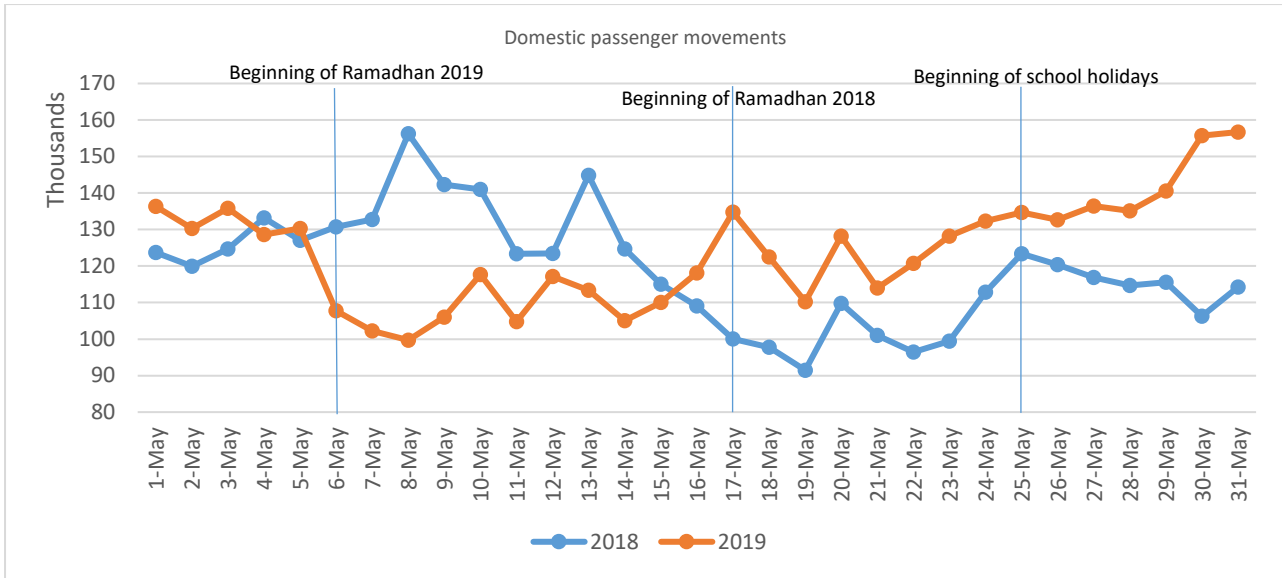
Malaysia passenger movements performance in May 2019 was uniquely positive despite the almost full Ramadhan fasting month which began on 6th May 2019. On a like-to-like basis the growth from 1st to 5th May and 17th to 25th May with reasonably high growth do indicate existence of latent demand for both domestic and international air travel. For the period beginning 7th to 16th May where the comparison is against the non-Ramadhan period, the slower growth was as expected in line with lesser travel during Ramadhan period. The various scenarios in relation to Ramadhan and non-Ramadhan periods as well as school holidays are indicated in the three charts below. Most of the

airports in Malaysia registered growth in passenger movements with six airports recording double-digit growth in May 2019 over May 2018.



Central Asia, Europe, Middle East, South West Pacific and North America sectors registered growth in passenger movements for May 2019 while other regions excluding South Asia experienced a marginal decline in traffic. South Asia passenger movements was significantly affected by negative incidents in Sri Lanka. Indonesia’s traffic was also slightly affected by the post-elections incidents. Middle East traffic growth was buoyant.





Istanbul SGIA passenger movements was partly affected by Ramadhan as in previous years and the shift of domestic capacity to international sector. The international passenger movements continued to register double-digit growth.

The current performance trends gear towards the likelihood of achievement of the passenger movements target set for both Malaysia and Istanbul SGIA for 2019.