

## Traffic snapshot

- Total MAHB network of airports (including Istanbul SGIA) registered a of 2.3% passenger traffic decline for May 2018 with 10.4million passenger movements.
- International passengers registered a decline of 0.3% with 4.8million passengers in May, while domestic passengers declined by 3.9% registering 5.6million passengers.
- The decline in passenger traffic for MAHB network of airports was mainly due to a more subdued air travel demand during the Ramadhan fasting season and shift in school holidays in Malaysia.
- On a twelve month basis, 130.2million passengers recorded a growth of 5.6% for the MAHB network.
- Malaysia passenger traffic declined by 3.5% in May 2018. International traffic declined by 0.6% while domestic sector declined by 6.4%.
- klia2 recorded a growth of 2.3% while KLIA Main Terminal declined by 8.2% over May 2017 passenger numbers.
- Istanbul SGIA total passenger traffic grew by 1.5%. International traffic grew by 0.9% while domestic traffic grew by 1.7%.

**Passenger Traffic Snapshot ('000), May 2018**

Total	2018	2017	% YOY	2018	2017	%YOY	2018	2017	%YOY
	May			Year- to-date			12M		
<b>KLIA</b>	<b>4,651</b>	<b>4,783</b>	<b>-2.8%</b>	<b>24,725</b>	<b>23,929</b>	<b>3.3%</b>	<b>59,350</b>	<b>55,661</b>	<b>6.6%</b>
<b>International</b>	<b>3,353</b>	<b>3,428</b>	<b>-2.2%</b>	<b>18,093</b>	<b>17,148</b>	<b>5.5%</b>	<b>43,387</b>	<b>39,467</b>	<b>9.9%</b>
ASEAN	1,627	1,645	-1.1%	8,518	8,059	5.7%	20,459	18,392	11.2%
Non-ASEAN	1,726	1,783	-3.2%	9,575	9,089	5.4%	22,928	21,075	8.8%
<b>Domestic</b>	<b>1,297</b>	<b>1,355</b>	<b>-4.2%</b>	<b>6,632</b>	<b>6,782</b>	<b>-2.2%</b>	<b>15,963</b>	<b>16,194</b>	<b>-1.4%</b>
<b>MASB Airports</b>	<b>3,018</b>	<b>3,166</b>	<b>-4.7%</b>	<b>15,619</b>	<b>15,760</b>	<b>-0.9%</b>	<b>37,941</b>	<b>37,550</b>	<b>1.0%</b>
<b>International</b>	<b>607</b>	<b>557</b>	<b>8.9%</b>	<b>3,218</b>	<b>2,708</b>	<b>18.9%</b>	<b>7,522</b>	<b>6,378</b>	<b>17.9%</b>
ASEAN	365	334	9.4%	1,869	1,616	15.7%	4,465	3,918	14.0%
Non-ASEAN	242	223	8.2%	1,349	1,092	23.6%	3,058	2,460	24.3%
<b>Domestic</b>	<b>2,411</b>	<b>2,609</b>	<b>-7.6%</b>	<b>12,401</b>	<b>13,052</b>	<b>-5.0%</b>	<b>30,419</b>	<b>31,172</b>	<b>-2.4%</b>
<b>Total MAHB</b>	<b>7,669</b>	<b>7,949</b>	<b>-3.5%</b>	<b>40,344</b>	<b>39,689</b>	<b>1.6%</b>	<b>97,291</b>	<b>93,210</b>	<b>4.4%</b>
<b>Istanbul SGIA<sup>2</sup></b>	<b>2,733</b>	<b>2,694</b>	<b>1.5%</b>	<b>13,399</b>	<b>11,842</b>	<b>13.1%</b>	<b>32,873</b>	<b>29,730</b>	<b>10.6%</b>
<b>Total MAHB System</b>	<b>10,402</b>	<b>10,643</b>	<b>-2.3%</b>	<b>53,743</b>	<b>51,531</b>	<b>4.3%</b>	<b>130,164</b>	<b>122,941</b>	<b>5.9%</b>

International	2018	2017	% YOY	2018	2017	%YOY	2018	2017	%YOY
	May			Year- to-date			LTM		
<b>KLIA</b>	<b>3,353</b>	<b>3,428</b>	<b>-2.2%</b>	<b>18,093</b>	<b>17,148</b>	<b>5.5%</b>	<b>43,387</b>	<b>39,467</b>	<b>9.9%</b>
ASEAN	1,627	1,645	-1.1%	8,518	8,059	5.7%	20,459	18,392	11.2%
Non-ASEAN	1,726	1,783	-3.2%	9,575	9,089	5.4%	22,928	21,075	8.8%
<b>MASB Airports</b>	<b>607</b>	<b>557</b>	<b>8.9%</b>	<b>3,218</b>	<b>2,708</b>	<b>18.9%</b>	<b>7,522</b>	<b>6,378</b>	<b>17.9%</b>
ASEAN	365	334	9.4%	1,869	1,616	15.7%	4,465	3,918	14.0%
Non-ASEAN	242	223	8.2%	1,349	1,092	23.6%	3,058	2,460	24.3%
<b>Total KLIA &amp; MASB</b>	<b>3,961</b>	<b>3,986</b>	<b>-0.6%</b>	<b>21,311</b>	<b>19,856</b>	<b>7.3%</b>	<b>50,909</b>	<b>45,845</b>	<b>11.0%</b>
ASEAN	1,993	1,979	0.7%	10,387	9,675	7.4%	24,924	22,309	11.7%
Non-ASEAN	1,968	2,007	-1.9%	10,925	10,181	7.3%	25,986	23,535	10.4%
<b>Istanbul SGIA</b>	<b>879</b>	<b>871</b>	<b>0.9%</b>	<b>4,343</b>	<b>3,856</b>	<b>12.6%</b>	<b>10,826</b>	<b>9,615</b>	<b>12.6%</b>
<b>Total MAHB System</b>	<b>4,839</b>	<b>4,856</b>	<b>-0.3%</b>	<b>25,655</b>	<b>23,712</b>	<b>8.2%</b>	<b>61,735</b>	<b>55,460</b>	<b>11.3%</b>

Domestic	2018	2017	% YOY	2018	2017	%YOY	2018	2017	%YOY
	May			Year- to-date			LTM		
KLIA	1,297	1,355	-4.2%	6,632	6,782	-2.2%	15,963	16,194	-1.4%
MASB Airports	2,411	2,609	-7.6%	12,401	13,052	-5.0%	30,419	31,172	-2.4%
<b>Total</b>	<b>3,708</b>	<b>3,963</b>	<b>-6.4%</b>	<b>19,033</b>	<b>19,834</b>	<b>-4.0%</b>	<b>46,382</b>	<b>47,366</b>	<b>-2.1%</b>
<b>Istanbul SGIA</b>	<b>1,854</b>	<b>1,823</b>	<b>1.7%</b>	<b>9,055</b>	<b>7,986</b>	<b>13.4%</b>	<b>22,047</b>	<b>20,115</b>	<b>9.6%</b>
<b>Total MAHB System</b>	<b>5,563</b>	<b>5,787</b>	<b>-3.9%</b>	<b>28,088</b>	<b>27,820</b>	<b>1.0%</b>	<b>68,429</b>	<b>67,481</b>	<b>1.4%</b>

\*May is preliminary, where main variations if any lie largely from the non-scheduled or charter flights at domestic airports

\*\*MASB Airports refers to the 38 Malaysian airports other than KLIA/KUL operated by Malaysia Airports Sdn Bhd.

<sup>1</sup>LTM refers to the last twelve months, up to and including the month in question

<sup>2</sup>Istanbul SGIA is Istanbul Sabiha Gokcen International Airport with the SAW three-letter International Air Transport Association (IATA) code

#### KLIA Main & klia2 Passenger Traffic Snapshot ('000), May 2018

Airport	2018	2017	% YOY	2018	2017	%YOY	2018	2017	%YOY
	May			Year- to-date			LTM		
<b>KLIA Main Total</b>	<b>2,125</b>	<b>2,314</b>	<b>-8.2%</b>	<b>11,402</b>	<b>11,749</b>	<b>-3.0%</b>	<b>27,940</b>	<b>27,941</b>	<b>-0.004%</b>
<b>International</b>	<b>1,691</b>	<b>1,757</b>	<b>-3.8%</b>	<b>9,268</b>	<b>8,911</b>	<b>4.0%</b>	<b>22,485</b>	<b>20,798</b>	<b>8.1%</b>
ASEAN	699	711	-1.6%	3,596	3,452	4.2%	8,693	7,925	9.7%
Non-ASEAN	992	1,047	-5.2%	5,671	5,459	3.9%	13,792	12,873	7.1%
<b>Domestic</b>	<b>433</b>	<b>557</b>	<b>-22.2%</b>	<b>2,134</b>	<b>2,838</b>	<b>-24.8%</b>	<b>5,455</b>	<b>7,143</b>	<b>-23.6%</b>
<b>klia2 Total</b>	<b>2,526</b>	<b>2,469</b>	<b>2.3%</b>	<b>13,323</b>	<b>12,180</b>	<b>9.4%</b>	<b>31,410</b>	<b>27,719</b>	<b>13.3%</b>
<b>International</b>	<b>1,662</b>	<b>1,671</b>	<b>-0.5%</b>	<b>8,825</b>	<b>8,237</b>	<b>7.1%</b>	<b>20,903</b>	<b>18,668</b>	<b>12.0%</b>
ASEAN	928	934	-0.7%	4,921	4,607	6.8%	11,767	10,466	12.4%
Non-ASEAN	734	737	-0.3%	3,904	3,630	7.6%	9,136	8,202	11.4%
<b>Domestic</b>	<b>864</b>	<b>798</b>	<b>8.2%</b>	<b>4,497</b>	<b>3,943</b>	<b>14.1%</b>	<b>10,507</b>	<b>9,051</b>	<b>16.1%</b>

**Aircraft Traffic Snapshot, May 2018**

Total	2018	2017	% YOY	2018	2017	%YOY	2018	2017	%YOY
	May			Year- to-date			LTM		
KLIA	32,449	32,020	1.3%	163,943	156,396	4.8%	393,601	366,695	7.3%
MASB Airports	37,104	38,959	-4.8%	189,209	193,852	-2.4%	457,415	461,193	-0.8%
<b>Total</b>	<b>69,553</b>	<b>70,979</b>	<b>-2.0%</b>	<b>353,152</b>	<b>350,248</b>	<b>0.8%</b>	<b>851,016</b>	<b>827,888</b>	<b>2.8%</b>
Istanbul SGIA	18,442	17,919	2.9%	88,339	82,408	7.2%	216,855	214,005	1.3%
<b>Total MAHB System</b>	<b>87,995</b>	<b>88,898</b>	<b>-1.0%</b>	<b>441,491</b>	<b>432,656</b>	<b>2.0%</b>	<b>1,067,871</b>	<b>1,041,893</b>	<b>2.5%</b>

International	2018	2017	% YOY	2018	2017	%YOY	2018	2017	%YOY
	May			Year- to-date			LTM		
KLIA	22,443	22,058	1.7%	113,953	105,719	7.8%	275,151	246,831	11.5%
MASB Airports	5,905	5,260	12.3%	29,904	25,311	18.1%	68,784	60,109	14.4%
<b>Total</b>	<b>28,348</b>	<b>27,318</b>	<b>3.8%</b>	<b>143,857</b>	<b>131,030</b>	<b>9.8%</b>	<b>343,935</b>	<b>306,940</b>	<b>12.1%</b>
Istanbul SGIA	6,615	6,379	3.7%	31,487	29,694	6.0%	78,146	76,931	1.6%
<b>Total MAHB System</b>	<b>34,963</b>	<b>33,697</b>	<b>3.8%</b>	<b>175,344</b>	<b>160,724</b>	<b>9.1%</b>	<b>422,081</b>	<b>383,871</b>	<b>10.0%</b>

Domestic	2018	2017	% YOY	2018	2017	%YOY	2018	2017	%YOY
	May			Year- to-date			LTM		
KLIA	10,006	9,962	0.4%	49,990	50,677	-1.4%	118,450	119,864	-1.2%
MASB Airports	31,199	33,699	-7.4%	159,305	168,541	-5.5%	388,631	401,084	-3.1%
<b>Total</b>	<b>41,205</b>	<b>43,661</b>	<b>-5.6%</b>	<b>209,295</b>	<b>219,218</b>	<b>-4.5%</b>	<b>507,081</b>	<b>520,948</b>	<b>-2.7%</b>
Istanbul SGIA	11,827	11,540	2.5%	56,852	52,714	7.8%	138,709	137,074	1.2%
<b>Total MAHB System</b>	<b>53,032</b>	<b>55,201</b>	<b>-3.9%</b>	<b>266,147</b>	<b>271,932</b>	<b>-2.1%</b>	<b>645,790</b>	<b>658,022</b>	<b>-1.9%</b>

**Traffic performance for Malaysia Airports Holdings Berhad's (MAHB) network of airports**

MAHB's network of airports (including Istanbul SGIA) recorded 10.4million passengers in May 2018, a decline of 2.3% growth over May 2017. International traffic recorded 4.8million passengers with a year-on-year decline of 0.3% while domestic traffic declined by 3.9% compared to the same period a year ago, recording 5.6million passengers. On a last-twelve-month basis, the total MAHB network of airports registered 5.9% growth with 130.2million passengers over a 12 month period. Overall aircraft movements declined by 1.0% with international movements registering an increase of 3.8% while the domestic movements decreased by 3.9% over May 2017.

On the local front, airports in Malaysia registered 7.7million passengers in May 2018, a decline of 3.5% year-on-year growth over May 2017. International sector recorded 4.0million passengers with a decline of 0.6% while domestic sector recorded 3.7million passengers, a decline of 6.4%. International traffic for ASEAN destinations grew 0.7% to 2.0million passengers whereas non-ASEAN traffic declined by 1.9% with 2.0million passengers. Overall aircraft movements decreased by 2.0%. International aircraft movements grew by 3.8% while domestic aircraft movements decreased by 5.6% over May 2017.

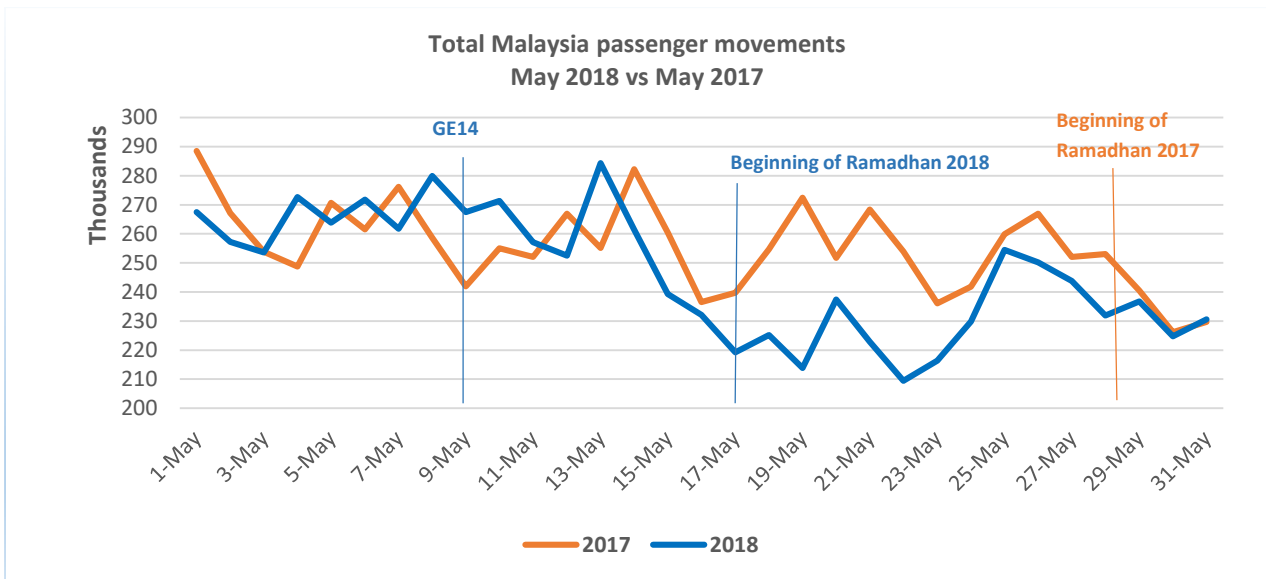
KLIA passenger movements declined by 2.8% over May 2017 with 4.7million passenger movements. A total of 1.6million passengers were recorded for the ASEAN destinations with a decline of 1.1% while 1.7million passengers were recorded for the non-ASEAN destinations, a decline by 3.2%. Domestic sector declined by 4.2% with 1. 3million passengers. The last-twelve-month passenger traffic for KLIA Main Terminal recorded 27.9million passengers, a decline of 0.004% while klia2 increased by 13.3% with 31.4million over the corresponding period last year. Overall aircraft movements at KLIA increased by 1.3% over the same month last year. International aircraft movements at KLIA registered an increase of 1.7% while domestic aircraft movements registered a growth of 0.4%.

Passenger movements at MASB Airports declined by 4.7% year-on-year over May 2017 with 3.0million passenger movements in May 2018. International passenger movements increased by 8.9% with 0.6million passengers. ASEAN traffic increased by 9.4% to 0.4million passengers while non-ASEAN traffic increased by 8.2% with 0.2million passengers. Domestic traffic declined by 7.6% with 2.4million passengers in May 2018. Aircraft movements in May 2018 declined by 4.8%, mainly contributed by domestic movements that contracted by 7.4%. International aircraft movements registered a growth of 12.3% over May 2017.

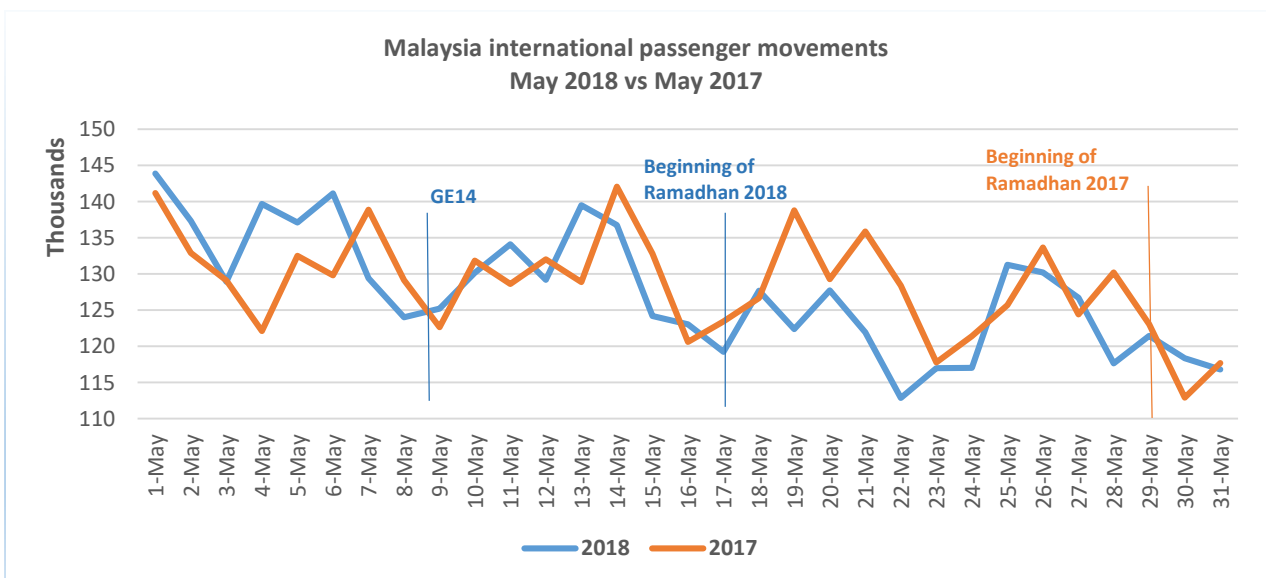
Istanbul SGIA passengers grew by 1.5% in May 2018 over the same period last year to 2.7million passengers. International passengers increased by 0.9% to 0.9million passengers while domestic increased by 1.7% to 1.9million passengers. Total aircraft movements increased by 2.9%, with both international and domestic aircraft movements recording 3.7% and 2.5% increase respectively.

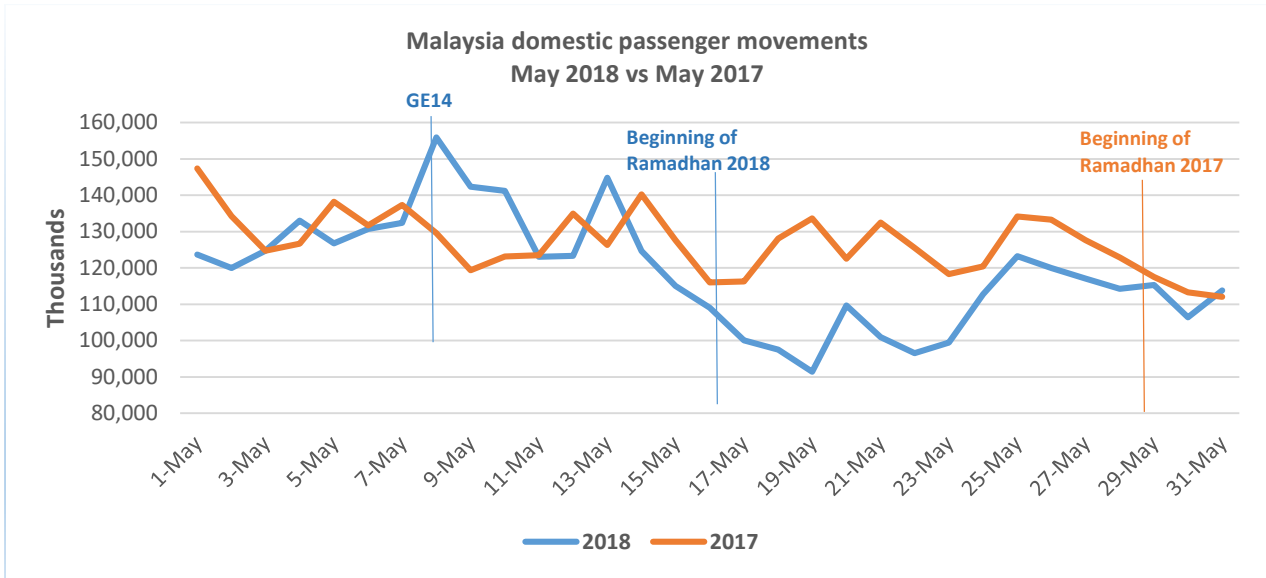
### **Overview of traffic**

The decline in passenger traffic for May 2018 was mainly due to a more subdued air travel demand during the Ramadhan fasting season which began on 17<sup>th</sup> May 2018 and the absence of school holidays that generally falls on the last week of May. The 2-week school holidays in 2018 was scheduled to June 2018 (11 – 24 June) to coincide with the Eid al-Fitr festival season that is expected to fall on 15 and 16 June 2018. The downward trend in traffic was similar to the decline experienced in 2017 and in previous years during Ramadhan.



Most of the airports in Malaysia registered positive growth in passenger movements YTD May 2018 over YTD May 2017, with exceptions for 8 domestic airports. The decline in passenger movements at these 8 airports was partly due to the lower seat capacity offered by the airlines that operated at these airports. North East Asia and South East Asia sectors registered positive growth in passenger traffic for May 2017 while other regions experienced a decline in traffic. International traffic registered lower movements partly due to unexpectedly lesser travel leading up to the 14<sup>th</sup> Malaysia General Elections (GE14) and also lesser air travel demand during the Ramadhan fasting season. 6% less Malaysians travelled in the international sector in May 2018 compared to May 2017. China and India nationals travel remained in the positive range.





The decline in traffic during GE14 is unusual based on previous General Elections trends. The decline in traffic was further aggravated by lesser travel during Ramadhan and shift in school holidays date. Moving forward, the reduction in the Goods and Services Tax would likely make domestic air travel cheaper. The current airlines schedules filed also indicates some upswing for domestic sector which has been in the negative territory for almost a year. From past IATA studies, global passenger traffic growth remained steady despite fuel price increases. As such the current oil price uptrend would unlikely hamper growth of air travel.

Istanbul SGIA passenger movements was also partly affected by Ramadhan as in previous years. Prior to Ramadhan, Istanbul SGIA registered double-digit growth month-on-month from January to April 2018.